

Link do produktu: <https://techart-narzedzia.pl/wiertlo-skladane-plytkowe-fi-36-na-spmg110408-2d-p-528.html>



Wiertło składane płytkowe fi 36 na SPMG110408 2D

Cena	429,00 zł
Kod producenta	SP-C32-SD36-2D
Kod EAN	55557085
EAN (GTIN)	55557085
Średnica wiertła	36 mm
Zastosowanie	do metalu, do żeliwa
Typ mocowania	walcowy
Rodzaj wiertła	spiralne
Marka	TechArt
Kod producenta	SP-C32-SD36-2D

Opis produktu

Wiertło składane fi 36 długość 2D firmy TechArt SP-C32-SD36-2D na płytce SPMG 110408

Całkowita długość wiertła 158 mm.

Maksymalna długość wiercenia 72 mm.

Uchwyt weldon 36 mm o długości 65 mm.

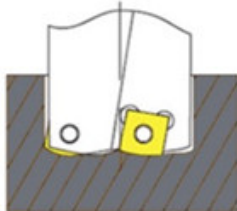
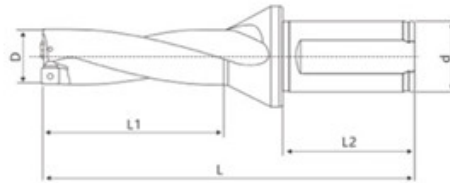
W komplecie kluczyk.

Wiertło posiada otwory do chłodzenia centralnego/wewnętrzznego

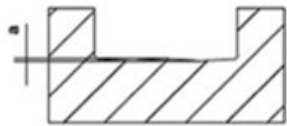
Zdjęcia przedstawiają poglądowy wygląd wiertła.

Cena dotyczy wiertła (kompletu) i jest ceną brutto.

Możliwa prezentacja u klienta.



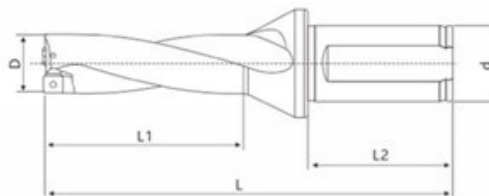
SP



Insert Applicable	Depth of Wave A
SPMG050204	0.30MM
SPMG060204	0.40MM
SPMG07T308	0.50MM
SPMG090408	0.70MM
SPMG110408	0.80MM
SPMG140512	0.90MM

Bit Diameter	Petiole Diameter	Drilling Depth	Screw	Wrench	Insert	Tool Bit
13-15	20MM	Calibre*CED	M2*5	T6	SPMG050204	BT30/40/50-SLN20
15.5-19	20MM	Calibre*CED	M2.2*5	T6	SPMG060204	BT30/40/50-SLN20
13-15.0	25MM	Calibre*CED	M2*5	T6	SPMG050204	BT30/40/50-SLN20
15.5-21.5	25MM	Calibre*CED	M2.2*5	T6	SPMG060204	BT30/40/50-SLN25
22-25	25MM	Calibre*CED	M2.5*6	T8	SPMG07T308	BT30/40/50-SLN25
25.5-27.5	32MM	Calibre*CED	M2.5*6	T8	SPMG07T308	BT30/40/50-SLN32
28-28.5	32MM	Calibre*CED	M3.5*8	T15	SPMG090408	BT30/40/50-SLN32
29-33.5	32MM	Calibre*CED	M3.5*8	T15	SPMG090408	BT30/40/50-SLN32
34-39.5	32MM	Calibre*CED	M4*10	T15	SPMG110408	BT30/40/50-SLN32
40-41	40MM	Calibre*CED	M4*10	T15	SPMG110408	BT30/40/50-SLN40
42-45	40MM	Calibre*CED	M5*10	T20	SPMG140512	BT30/40/50-SLN40
46-50	40MM	Calibre*CED	M5*10	T20	SPMG140512	BT30/40/50-SLN40
51-55	40MM	Calibre*CED	M3.5*8	T15	SPMG090408	BT30/40/50-SLN40
56-60	40MM	Calibre*CED	M3.5*8	T15	SPMG090408	BT30/40/50-SLN40

SP 2D



Model	Blade	L1	L2	L	D	d	Screw	Wrench
SP-C25-SD14	SPMG050204	28	56	106	14	20	M2.2X6	T6
SP-C25-SD14.5		29	56	107	14.5			
SP-C25-SD15		30	56	108	15			
SP-C25-SD15.5		31	56	109	15.5			
SP-C25-SD16		32	56	110	16			
SP-C25-SD16.5	SPMG060204	33	56	111	16.5	25	M2.5X7	T8
SP-C25-SD17		34	56	112	17			
SP-C25-SD17.5		35	56	113	17.5			
SP-C25-SD18		36	56	114	18			
SP-C25-SD18.5		37	56	115	18.5			
SP-C25-SD19		38	56	116	19			
SP-C25-SD19.5		39	56	117	19.5			
SP-C25-SD20		40	56	118	20			
SP-C25-SD20.5		41	56	119	20.5			
SP-C25-SD21		42	56	120	21			
SP-C25-SD21.5		43	56	121	21.5			
SP-C25-SD22	SPMG07T308	44	56	122	22	32	M3.5X8	T15
SP-C25-SD22.5		45	56	123	22.5			
SP-C25-SD23		46	56	124	23			
SP-C25-SD23.5		47	56	125	23.5			
SP-C25-SD24		48	56	126	24			
SP-C25-SD24.5		49	56	127	24.5			
SP-C32-SD25		50	60	136	25			
SP-C32-SD25.5		51	60	137	25.5			
SP-C32-SD26		52	60	138	26			
SP-C32-SD26.5		53	60	139	26.5			
SP-C32-SD27	54	60	140	27				
SP-C32-SD27.5	55	60	141	27.5				
SP-C32-SD28	SPMG090408	56	60	142	28	32	M3.5X8	T15
SP-C32-SD28.5		57	60	143	28.5			
SP-C32-SD29		58	60	144	29			
SP-C32-SD29.5		59	60	145	29.5			
SP-C32-SD30		60	65	146	30			
SP-C32-SD30.5		61	65	147	30.5			

SP-C32-SD31	SPMG090408	62	65	148	31	32	M3.5X8	T15
SP-C32-SD31.5		63	65	149	31.5			
SP-C32-SD32		64	65	150	32			
SP-C32-SD32.5		65	65	151	32.5			
SP-C32-SD33		66	65	152	33			
SP-C32-SD33.5		67	65	153	33.5			
SP-C32-SD34		68	65	154	34			
SP-C32-SD34.5		69	65	155	34.5			
SP-C32-SD35	SPMG110408	70	65	156	35			
SP-C32-SD35.5		71	65	157	35.5			
SP-C32-SD36		72	65	158	36			
SP-C32-SD36.5		73	65	159	36.5			
SP-C32-SD37		74	65	160	37			
SP-C32-SD37.5		75	65	161	37.5			
SP-C32-SD38		76	65	162	38			
SP-C32-SD38.5		77	65	163	38.5			
SP-C32-SD39		78	65	164	39			
SP-C32-SD39.5		79	65	165	39.5			
SP-C32-SD40		80	65	166	40			
SP-C32-SD40.5		81	65	167	40.5			
SP-C32-SD41	SPMG140512	82	65	168	41			
SP-C32-SD41.5		83	65	169	41.5			
SP-C40-SD42		84	65	181	42			
SP-C40-SD42.5		85	65	182	42.5			
SP-C40-SD43		86	65	183	43			
SP-C40-SD43.5		87	65	184	43.5			
SP-C40-SD44		88	65	185	44			
SP-C40-SD44.5		89	65	186	44.5			
SP-C40-SD45		90	65	187	45			
SP-C40-SD45.5		91	65	188	45.5			
SP-C40-SD46		92	65	189	46			
SP-C40-SD46.5		93	65	190	46.5			
SP-C40-SD47	94	65	191	47				
SP-C40-SD47.5	95	65	192	47.5				
SP-C40-SD48	96	65	193	48				
SP-C40-SD48.5	97	65	194	48.5				
SP-C40-SD49	98	65	195	49				
SP-C40-SD49.5	99	65	196	49.5				
SP-C40-SD50	100	65	197	50				
SP-C40-SD50.5	101	65	198	50.5				
						40	M5X10	T20